



# 06

## Pursuing Swift, Fair, and Humane Administration of Justice






## SWIFT, FAIR, AND HUMANE ADMINISTRATION OF JUSTICE PURSUED



### Criminal, civil, and economic justice processes ICT-enabled and streamlined

- ✓ Streamline processes for speedy resolution of criminal and civil cases
- ✓ Ensure access to justice by the poor, vulnerable, and marginalized groups
- ✓ Pursue jail decongestion and corrections reform



### Sector efficiency and accountability improved

- ✓ Strengthen justice sector coordination
- ✓ Enhance sector efficiency
- ✓ Increase transparency, accountability, and citizen engagement

22 | Enhanced Philippine Development Plan 2017-2022 Results Matrices Midterm Update

Objectives/Results	SDG Tier 1 Indicators	Indicator	Baseline <sup>a</sup>		Annual Plan Targets						End of Plan Target <sup>b</sup>	Means of Verification	Responsible Agency <sup>c</sup>	Reporting Entity <sup>d</sup>	Assumptions and Risks		
			Year	Value	2017	2018	2019	2020	2021	2022							
<b>Societal Goal</b>																	
A healthy and resilient Philippines																	
<b>Intermediate Goal</b>																	
Building a high-trust society																	
<b>Chapter Outcome</b>																	
Swift, fair, and humane administration of justice pursued																	
<b>Subchapter Outcome 1</b>																	
Criminal, civil, and economic justice processes information and communications technology (ICT)-enabled and streamlined	16.3 (Promote the rule of law at the national and international levels and ensure equal access to justice for all)	World Justice Project (WJP) - Rule of Law Index Improved															
		Sub-indicator on Fundamental Rights improved <sup>e</sup>															
		Percentile rank	2016	26.55	27.00	27.00	28.00	28.00	29.00	29.00	29.00	WJP report	JSCC	NEDA			
		Score	2016	0.50	N/A	N/A	Increasing	Increasing	Increasing	Increasing	Increasing	WJP report	JSCC	NEDA			
		Sub-indicator on Civil Justice improved <sup>f</sup>															
		Percentile rank	2016	23.01	24.00	24.00	25.00	25.00	27.00	27.00	27.00	WJP report	JSCC	NEDA			
		Score	2016	0.45	N/A	N/A	Increasing	Increasing	Increasing	Increasing	Increasing	WJP report	JSCC	NEDA			
		Sub-indicator on Criminal Justice improved <sup>g</sup>															
		Percentile rank	2016	25.66	26.00	26.00	27.00	27.00	29.00	29.00	29.00	WJP report	JSCC	NEDA			
		Score	2016	0.36	N/A	N/A	Increasing	Increasing	Increasing	Increasing	Increasing	WJP report	JSCC	NEDA			
		Percentage of preliminary investigation backlog decreased (%)	2016	50	50	45	40	35	30	25	25	Official agency report	DOJ	DOJ			
		Percentage of complaints disposed over total complaints handled (%)	2016	87.78	88	88	89	89	89	90	90	Official agency report	DOJ	DOJ	<b>Assumptions:</b> Expeditious Presidential appointment of prosecutors; Approval of necessary plantilla positions for support staff		
		Philippine Mediation Centers established	2016	135	4	4	4	4	3	3	157	Philippine Mediation Center Office (PMCO) report	SC	SC			

<sup>a</sup> Actual data as of December 2016, or latest available.

<sup>b</sup> May either be cumulative or incremental target value at the end of the Plan period.

<sup>c</sup> Concerned NEDA Board Committees/Cabinet Cluster/Inter-Agency Committees responsible for delivering the outcomes and the concerned implementing agencies for delivering the outputs.

<sup>d</sup> Lead/responsible agency for reporting progress on indicator targets.

<sup>e</sup> The WJP Rule of Law Index: Fundamental Rights sub-indicator measures the protection of fundamental human rights, including effective enforcement of laws that ensure equal protection, the right to life and security of the person, due process of law and the rights of the accused, freedom of opinion and expression, freedom of belief and religion, the right to privacy, freedom of assembly and association, and fundamental labor rights, including the right to collective bargaining, the prohibition of forced and child labor, and the elimination of discrimination.

<sup>f</sup> The WJP Rule of Law Index: Civil Justice sub-indicator measures whether civil justice systems are accessible and affordable, free of discrimination, corruption, and improper influence by public officials. It examines whether court proceedings are conducted without unreasonable delays, and if decisions are enforced effectively. It also measures the accessibility, impartiality, and effectiveness of alternative dispute resolution mechanisms.

<sup>g</sup> The WJP Rule of Law Index: Criminal Justice sub-indicator measures whether the criminal investigation, adjudication, and correctional systems are effective, and whether the criminal justice system is impartial, free of corruption, free of improper influence, and protective of due process and the rights of the accused.

Objectives/Results	SDG Tier 1 Indicators	Indicator	Baseline <sup>a</sup>		Annual Plan Targets					End of Plan Target <sup>b</sup>	Means of Verification	Responsible Agency <sup>c</sup>	Reporting Entity <sup>d</sup>	Assumptions and Risks	
			Year	Value	2017	2018	2019	2020	2021						2022
					Prosecutor to court percentage ratio improved	2015	78.41	N/A	N/A						90
		Public attorney to court percentage ratio improved	2016	72.23	N/A	N/A	100	100	100	100	100	Public Attorney's Office (PAO) plantilla	DOJ-PAO	DOJ	Number of courts as determined by DOJ-PAO  <b>Assumptions:</b> Department of Budget and Management (DBM) approval of additional positions
		Victims Compensation Program beneficiaries increased	2016	1,679	1,779	1,879	2,179	2,379	2,579	2,679	15,153	Official agency report	DOJ	DOJ	
		Percentage of cases mediated by the <i>Punong Barangay</i> as the <i>Lupon</i> Chairperson vis-à-vis cases filed	2016	57.98	N/A	N/A	65	70	75	80	80	Official agency report	DILG-BLGS	DILG-BLGS	
		Percentage of cases conciliated by the <i>Pangkat Tagapagkasundo</i> vis-à-vis cases filed	2016	13.32	N/A	N/A	12	11	10	9	9	Official agency report	DILG-BLGS	DILG-BLGS	
		Percentage of cases arbitrated by the chosen arbiter vis-à-vis cases filed	2016	2.3	N/A	N/A	1.75	1.5	1.25	1	1	Official agency report	DILG-BLGS	DILG-BLGS	

24 | Enhanced Philippine Development Plan 2017-2022 Results Matrices Midterm Update

Objectives/Results	SDG Tier 1 Indicators	Indicator	Baseline <sup>a</sup>		Annual Plan Targets						End of Plan Target <sup>b</sup>	Means of Verification	Responsible Agency <sup>c</sup>	Reporting Entity <sup>d</sup>	Assumptions and Risks	
			Year	Value	2017	2018	2019	2020	2021	2022						
<b>Subchapter Outcome 2</b>																
Sector efficiency and accountability improved	16.3 (Promote the rule of law at the national and international levels and ensure equal access to justice for all)	Percentile rank in the World Governance Indicator – Rule of Law improved <sup>h</sup>	2015	43.27	44.00	44.00	46.00	46.00	50.00	50.00	50.00	World Bank report	JSCC	NEDA		
		Unsentenced detainees as a percentage proportion of overall prison population (SDG 16.3.2) <sup>i</sup>	2018	79	N/A	N/A	Decreasing	Decreasing	Decreasing	Decreasing	Decreasing		Provincial Government, DILG-BJMP, DOJ-BUCOR	DILG Proper, DILG-BJMP, DOJ-BUCOR		
		Congestion rate decreased (%)														
		a. National prisons	2016	115	N/A	N/A	142	126	10% reduction from 2020 congestion rate	10% reduction from 2021 congestion rate	10% reduction from 2021 congestion rate	Official agency report	DOJ-BUCOR	DOJ-BUCOR	<b>Assumptions:</b> Provision of new dormitories to ease overcrowding and the expeditious release process for eligible persons deprived of liberty (PDL)	
		b. Provincial/sub-provincial jails	2019	323 <sup>j</sup>	N/A	N/A	Decreasing	Decreasing	Decreasing	Decreasing	Decreasing		Provincial Government	DILG		
		c. Municipal/city/district jails	2018	2,671 (Average congestion rate of the top 10 highly congested BJMP jail facilities as of December 2018)	N/A	N/A	10% reduction from 2018 top 10 average congestion rate (2404%)	5% reduction from 2019 top 10 congestion rate (2284%)	10% reduction from 2020 top 10 average congestion rate (2056%)	10% reduction from 2021 top 10 average congestion rate (1850%)	10% reduction from 2021 top 10 average congestion rate (1850%)	Official agency report	DILG-BJMP	DILG-BJMP		
		Number of justice zones established increased <sup>k</sup>	2016	1	2	3	4	4	3	3	20	Project report	JSCC	SC	<b>Assumptions:</b> Approval/availability of funding for JSCC activities	

<sup>h</sup> The World Governance Indicator – Rule of Law indicator captures perceptions of the extent to which agents have confidence in and abide by the rules of society, and in particular the quality of contract enforcement, property rights, the police, and the courts, as well as the likelihood of crime and violence.

<sup>i</sup> SDG 16.3.2. indicator on Unsentenced Detainees as a Proportion of Overall Prison Population. This indicator will cover data on provincial/sub-provincial jails (provincial governments and DILG Proper), municipality/city/district jails (DILG-BJMP) and national prisons (DOJ-BUCOR).

<sup>j</sup> Baseline on congestion rate of provincial/sub-provincial jails (as of September 2019) is based on available data for 34 provincial and 15 sub-provincial jails, representing about 60 percent of total operational jails (62 provincial and 21 sub-provincial jails).

<sup>k</sup> A Justice Zone is an area or locality where a minimum number of inter-agency coordinative reforms are present, rendering that area or locality compliant based on the selection and rating criteria to be established by the JSCC.